

2023

ASBK Round 1



World SBK
Phillip Island GP Circuit
24-26 February 2023



GRAND RIDGE
BREWERY
AUSTRALIAN ROUND

MICHELIN AUSTRALIAN SUPERSPORT CHAMPIONSHIP

Race 1

Date: 25/02/23
Event: R03
Weather: Mostly cloudy - Temp: 23.5C
Track: Dry - Temp: 26.5C

Started at: 10:15:42
Laps: 10
Starters: 29
Posted at: 10:49

PROVISIONAL CLASSIFICATION (by Class)

Pos	No	Gr	Name	Machine	Laps	Race Time	Behind Leader	Behind Prev	Fastest Lap	On Lap	Top Speed
SS class											
1	29		Harrison VOIGHT (QLD) / PWR / Link International / Voight Contracting.	Yamaha YZF-R6	9	14:26.505			1:34.979	2	269
2	44		Tom BRAMICH (VIC) / Apex / Elliot Bros / Carl Cox M-sport / Nolan / Ricondi	Yamaha YZF-R6	9	14:39.861	13.356	13.356	1:36.206	7	281
3	42		Jack PASSFIELD (NSW) / Stay Upright Rider Training / GASD Suspension / MCC Security / KYT Helmets	Yamaha YZF-R6	9	14:42.948	16.443	3.087	1:36.212	6	277
4	45		Oilly SIMPSON (SA) / YRD / SBS Brakes / Kenma Aust. / Race Bike Serv. / AMX S-stores / Alpinestars / Simpson Crash	Yamaha YZF-R6	9	14:44.890	18.385	1.942	1:36.704	4	277
5	39		Scott NICHOLSON (VIC) / Traction Control M-sport / G.Williams M-c Eng./ RST Moto / KYT Helmets / Michelin	Yamaha YZF-R6	9	14:48.139	21.634	3.249	1:36.539	6	276
6	3		Cameron DUNKER (NSW) / RS&C / Doctor Mak / Motostars / Yamaha / Pirelli / Motul / Racers Edge / RK Chains	Yamaha YZF-R6	9	14:48.264	21.759	.125	1:36.555	5	278
7	86		Dallas SKEER (VIC) / Pirelli	Yamaha YZF-R6	9	14:49.473	22.968	1.209	1:36.726	6	282
8	85		Ty LYNCH (SA) / Adelaide M-cycle Recovery / YRD / Webb Plastics / U-ground Designs / Nightmare Designs	Yamaha YZF-R6	9	14:49.513	23.008	.040	1:36.669	6	280
9	49		Jake FARNSWORTH (NSW) / Worth Race Developments / Kingsdene Automotive / YRD / Pirelli / Mutol / RK Chains	Yamaha YZF-R6	9	14:49.792	23.287	.279	1:36.739	3	281
10	26		Sean CONDON (NSW) / Digbiz Earthworx	Yamaha YZF-R6	9	14:49.845	23.340	.053	1:37.016	6	278
11	1		John LYTRAS (QLD) / Sol Invictus M-c / Caboolture Yamaha / AGV / TCX / Pirelli / Motul / RK Chains / BMC Filters	Yamaha YZF-R6	9	14:49.913	23.408	.068	1:37.095	6	278
12	88		Luke SANDERS (VIC) / Race Center / Peter Stevens	Yamaha YZF-R6	9	14:49.964	23.459	.051	1:37.279	7	276
13	279		Hayden NELSON (NSW) / Taree M-c / Gow Moto / Global Factory Maint./ Tanks2Go / PirelliMoto / KYT Helmets	Yamaha YZF-R6	9	14:57.943	31.438	7.979	1:37.275	6	274
14	12		Luca DURNING (QLD) / Addicted to Track / The Dentists	Yamaha YZF-R6	9	15:07.844	41.339	9.901	1:38.743	5	276
15	21		Tarbon WALKER (NSW) / TeamBWR / RBM Racing / Dunlop	Yamaha YZF-R6	9	15:07.919	41.414	.075	1:38.266	3	272
16	8		Hunter FORD (NSW) / Held Aust. / Schubert Aust / Daytona Boots Aust / Sportcycles Dynotune / Well Sprung Susp.	Kawasaki ZX6R	9	15:07.964	41.459	.045	1:39.115	5	277
17	54		Brendan WILSON (VIC) / Stainless Steel Projects / Brad Signs	Yamaha YZF-R6	9	15:08.910	42.405	.946	1:38.968	3	272
18	33		Jack FAVELLE (NSW) / Motocity / Favelle Enterprises	Honda CBR RR	9	15:09.249	42.744	.339	1:39.167	6	276
19	5		Jake SENIOR (VIC) / Evolve Interiors / Boyers Excavations / Luxe hair Lab / Kyneton Plumbing / Bolton M-c	Yamaha YZF-R6	9	15:13.997	47.492	4.748	1:38.758	3	274
20	9		Glenn NELSON (QLD) / TeamBWR / RBM Racing / Dunlop Aust. / Race & Road / XXX Suspension	Yamaha YZF-R6	9	15:20.978	54.473	6.981	1:39.005	5	271

Chief Timekeeper - Scott Lang

Race Director - Tom Williams



www.computime.com.au
COMPUTIME RACE TIMING SYSTEMS PTY LTD



MICHELIN AUSTRALIAN SUPERSPORT CHAMPIONSHIP

Race 1

Date: 25/02/23
 Event: R03
 Weather: Mostly cloudy - Temp: 23.5C
 Track: Dry - Temp: 26.5C

Started at: 10:15:42
 Laps: 10
 Starters: 29
 Posted at: 10:49

PROVISIONAL CLASSIFICATION (by Class)


Pos	No	Gr	Name	Machine	Laps	Race Time	Behind Leader	Behind Prev	Fastest Lap	On Lap	Top Speed
21	220		Declan CARBERRY (SA) / JC Performance / Webb Plastics / Southern Mobil Welding / Nightmare Designs / Auldana	Suzuki GSXR	9	15:28.697	1:02.192	7.719	1:39.342	4	264
22	66		Mitch SIMPSON (SA) / YRD / SBS Brakes / Kenma Aust. / Race Bike Serv. / AMX S-stores / Alpinestars / Simpson Crash	Yamaha YZF-R6	9	15:30.789	1:04.284	2.092	1:40.901	2	276
23	10		Noel MAHON (VIC) / LRT M-s / YRD / RS Pipe & Civil / Quinn Mechanical / Ricondi / Moto Go / Sublime Designs	Yamaha YZF-R6	9	15:39.758	1:13.253	8.969	1:40.647	2	262
24	121		Reece OUGHTRED (VIC) / Evolution Sports Group / Dynoverx / Motobits / MotoGC / Rohde Smash / The JAGS	Yamaha YZF-R6	9	15:43.482	1:16.977	3.724	1:39.253	3	272
NC	72		Ben BAKER (NSW) / Avion / SCK / Designd / Sydney Dyno / Utech / ESG / Response RE	Yamaha YZF-R6	4	6:46.331	4 Laps		1:38.539	2	279
ST class											
1	36		Cori BOURNE (VIC) / Pedders Suspension & Brakes Shepparton	Aprilia RS	5	9:10.353			1:48.028	5	235
2	22		Brian BOLSTER (NSW) / Proworx / SWR / Well Sprung / Rawhide Co / Suzuki Ecstar / MCAS / WRP / Fisher Constr.	Suzuki SV	5	9:13.123	3 Laps	2.770	1:48.635	2	222
3	97		Peter NERLICH (VIC) / First Class Motorcycles / Rick Heffernan Racing	Yamaha YZF-R7	5	9:21.725	3 Laps	8.602	1:50.411	4	222
4	226		Dan HUGHES (WA) / Global Motorcycle Skills / Marc Cartier Race Tyres & Services / Storage King Perth Airp.	Yamaha YZF-R7	5	9:27.351	3 Laps	5.626	1:51.334	2	223

Fastest Lap was 1:34.979 by Harrison VOIGHT (QLD)

New race lap record for SS class - Previous: 1:35.200 by Bryan STARING (VIC) on a Yamaha YZF R6 set on 17/10/09

*** RED FLAG DUE TO RAIN AFTER ALL RIDERS HAD COMPLETED 9 LAPS. RACE DECLARED AND FULL POINTS AWARDED ***

The results are provisional until the end of the time limit for protests and appeals.


 Chief Timekeeper - Scott Lang


 Race Director - Tom Williams



MICHELIN AUSTRALIAN SUPERSPORT CHAMPIONSHIP

Race 1

Date: 25/02/23
 Event: R03
 Weather: Mostly cloudy - Temp: 23.5C
 Track: Dry - Temp: 26.5C

Started at: 10:15:42
 Laps: 10
 Starters: 29
 Posted at: 10:49

PROVISIONAL LAP TIMES (by Class)

No	Name	Lap 1	Lap 2	Lap 3	Lap 4	Lap 5	Lap 6	Lap 7	Lap 8	Lap 9
SS class										
1	John LYTRAS (QLD)	1:43.561	1:37.626	1:37.307	1:37.623	1:37.307	1:37.095	1:37.358	1:40.470	1:41.566
3	Cameron DUNKER (NSW)	1:42.851	1:38.761	1:37.666	1:36.610	1:36.555	1:36.897	1:37.200	1:39.324	1:42.400
5	Jake SENIOR (VIC)	1:48.343	1:38.775	1:38.758	1:39.723	1:39.589	1:40.125	1:42.002	1:42.461	1:44.221
8	Hunter FORD (NSW)	1:47.615	1:39.741	1:39.604	1:39.504	1:39.115	1:39.855	1:40.417	1:41.002	1:41.111
9	Glenn NELSON (QLD)	1:47.467	1:39.100	1:39.639	1:40.047	1:39.005	1:40.046	1:41.972	1:44.895	1:48.807
10	Noel MAHON (VIC)	1:50.744	1:40.647	1:41.480	1:40.968	1:41.199	1:40.924	1:42.442	1:48.034	1:53.320
12	Luca DURNING (QLD)	1:50.245	1:38.983	1:39.204	1:38.980	1:38.743	1:39.605	1:40.168	1:40.145	1:41.771
21	Tarbon WALKER (NSW)	1:46.335	1:38.720	1:38.266	1:38.809	1:38.909	1:39.077	1:40.641	1:43.376	1:43.786
26	Sean CONDON (NSW)	1:45.137	1:38.422	1:37.091	1:37.434	1:37.158	1:37.016	1:37.308	1:38.824	1:41.455
29	Harrison VOIGHT (QLD)	1:40.895	1:34.979	1:35.565	1:35.309	1:35.090	1:35.286	1:35.797	1:36.324	1:37.260
33	Jack FAVELLE (NSW)	1:46.901	1:39.201	1:39.943	1:39.436	1:39.527	1:39.167	1:40.417	1:42.200	1:42.457
39	Scott NICHOLSON (VIC)	1:44.420	1:37.416	1:38.029	1:37.005	1:37.073	1:36.539	1:37.339	1:38.898	1:41.420
42	Jack PASSFIELD (NSW)	1:42.759	1:36.911	1:37.303	1:36.840	1:36.769	1:36.212	1:36.857	1:38.280	1:41.017
44	Tom BRAMICH (VIC)	1:43.155	1:36.702	1:36.742	1:36.889	1:36.522	1:36.316	1:36.206	1:37.598	1:39.731
45	Olly SIMPSON (SA)	1:42.636	1:36.981	1:37.269	1:36.704	1:36.799	1:36.813	1:37.235	1:39.196	1:41.257
49	Jake FARNSWORTH (NSW)	1:44.468	1:37.260	1:36.739	1:37.378	1:37.700	1:36.763	1:37.226	1:39.979	1:42.279
54	Brendan WILSON (VIC)	1:47.937	1:39.469	1:38.968	1:39.358	1:39.703	1:39.224	1:40.002	1:41.302	1:42.947
66	Mitch SIMPSON (SA)	1:50.188	1:40.901	1:41.660	1:41.611	1:41.389	1:41.087	1:41.517	1:45.304	1:47.132
72	Ben BAKER (NSW)	1:49.518	1:38.539	1:38.651	1:39.623					
85	Ty LYNCH (SA)	1:45.333	1:37.278	1:36.834	1:36.903	1:37.755	1:36.669	1:37.391	1:39.431	1:41.919
86	Dallas SKEER (VIC)	1:45.239	1:36.788	1:37.115	1:37.140	1:36.932	1:36.726	1:37.625	1:39.506	1:42.402
88	Luke SANDERS (VIC)	1:45.044	1:37.996	1:37.485	1:37.384	1:37.542	1:37.355	1:37.279	1:39.100	1:40.779
121	Reece OUGHTRED (VIC)	1:46.886	1:46.148	1:39.253	1:53.265	1:41.669	1:40.977	1:41.468	1:44.889	1:48.927
220	Declan CARBERRY (SA)	1:48.736	1:39.771	1:39.732	1:39.342	1:40.253	1:40.235	1:43.843	1:48.440	1:48.345
279	Hayden NELSON (NSW)	1:45.067	1:38.371	1:37.390	1:37.415	1:37.371	1:37.275	1:37.966	1:41.696	1:45.392
ST class										
22	Brian BOLSTER (NSW)	1:57.607	1:48.635	1:48.856	1:48.752	1:49.273				
36	Cori BOURNE (VIC)	1:56.527	1:48.586	1:48.750	1:48.462	1:48.028				
97	Peter NERLICH (VIC)	1:58.385	1:51.112	1:51.224	1:50.411	1:50.593				
226	Dan HUGHES (WA)	1:59.083	1:51.334	1:51.982	1:52.029	1:52.923				

*** RED FLAG DUE TO RAIN AFTER ALL RIDERS HAD COMPLETED 9 LAPS. RACE DECLARED AND FULL POINTS AWARDED ***

The results are provisional until the end of the time limit for protests and appeals.

Chief Timekeeper - Scott Lang

Race Director - Tom Williams



2023

ASBK Round 1



World SBK
Phillip Island GP Circuit
24-26 February 2023



GRAND RIDGE
BREWERY
AUSTRALIAN ROUND

MICHELIN AUSTRALIAN SUPERSPORT CHAMPIONSHIP

Race 1

Date: 25/02/23
Event: R03
Weather: Mostly cloudy - Temp: 23.5C
Track: Dry - Temp: 26.5C

Started at: 10:15:42
Laps: 10
Starters: 29
Posted at: 10:49

PROVISIONAL SPLIT TIMES (by Class)

Lap	Split 1	Split 2	Split 3	Split 4	Lap Time	Spd	Lap	Split 1	Split 2	Split 3	Split 4	Lap Time	Spd
1 John LYTRAS (QLD) (11th)							6	23.781	29.473	19.108	27.493	1:39.855	277
1	29.493	28.353	18.622	27.093	1:43.561	208	7	23.932	29.709	18.568	28.208	1:40.417	273
2	23.343	28.483	18.687	27.113	1:37.626	270	8	23.813	29.151	18.772	29.266	1:41.002	263
3	23.444	28.426	18.577	26.860	1:37.307	266	9	24.038	29.253	19.547	28.273	1:41.111	274
4	23.259	28.912	18.545	26.907	1:37.623	266	9 Glenn NELSON (QLD) (20th)						
5	23.152	28.767	18.534	26.854	1:37.307	267	1	31.043	29.492	19.188	27.744	1:47.467	216
6	23.193	28.262	18.694	26.946	1:37.095	271	2	23.672	28.915	18.864	27.649	1:39.100	271
7	23.153	28.699	18.548	26.958	1:37.358	274	3	23.719	29.268	18.950	27.702	1:39.639	269
8	23.331	28.482	18.989	29.668	1:40.470	278	4	23.837	29.325	18.976	27.909	1:40.047	271
9	23.686	28.609	20.543	28.728	1:41.566	265	5	23.745	28.898	18.834	27.528	1:39.005	262
3 Cameron DUNKER (NSW) (6th)							6	23.921	29.387	19.055	27.683	1:40.046	271
1	29.242	28.130	18.413	27.066	1:42.851	209	7	24.045	30.021	19.211	28.695	1:41.972	267
2	23.278	28.465	18.496	28.522	1:38.761	275	8	24.723	29.736	20.135	30.301	1:44.895	261
3	23.434	28.636	18.542	27.054	1:37.666	273	9	25.947	31.467	21.171	30.222	1:48.807	252
4	22.921	28.279	18.477	26.933	1:36.610	278	10 Noel MAHON (VIC) (23th)						
5	22.908	28.262	18.407	26.978	1:36.555	276	1	32.407	30.144	19.852	28.341	1:50.744	211
6	23.071	28.288	18.539	26.999	1:36.897	272	2	24.099	29.458	19.274	27.816	1:40.647	262
7	23.154	28.356	18.490	27.200	1:37.200	271	3	24.100	29.892	19.672	27.816	1:41.480	262
8	23.238	28.423	18.734	28.929	1:39.324	271	4	24.077	29.535	19.498	27.858	1:40.968	262
9	24.230	29.882	19.946	28.342	1:42.400	264	5	24.295	29.605	19.560	27.739	1:41.199	256
5 Jake SENIOR (VIC) (19th)							6	24.219	29.405	19.508	27.792	1:40.924	257
1	32.005	29.561	19.138	27.639	1:48.343	212	7	24.168	29.740	19.884	28.650	1:42.442	256
2	23.520	28.737	18.966	27.552	1:38.775	274	8	24.400	29.563	20.621	33.450	1:48.034	259
3	23.452	28.691	19.009	27.606	1:38.758	271	9	26.466	31.733	22.949	32.172	1:53.320	242
4	23.755	29.298	19.075	27.595	1:39.723	267	12 Luca DURNING (QLD) (14th)						
5	23.896	28.948	19.000	27.745	1:39.589	272	1	31.606	31.405	19.188	28.046	1:50.245	208
6	23.885	29.035	19.265	27.940	1:40.125	269	2	23.693	28.827	18.895	27.568	1:38.983	275
7	24.490	29.972	19.322	28.218	1:42.002	270	3	23.715	29.031	18.930	27.528	1:39.204	272
8	24.036	29.402	19.438	29.585	1:42.461	265	4	23.807	28.674	18.974	27.525	1:38.980	275
9	24.638	29.923	20.133	29.527	1:44.221	265	5	23.796	28.663	18.852	27.432	1:38.743	271
8 Hunter FORD (NSW) (16th)							6	23.579	29.453	18.906	27.667	1:39.605	273
1	31.677	29.548	18.803	27.587	1:47.615	208	7	23.907	29.021	19.023	28.217	1:40.168	276
2	23.852	29.310	18.985	27.594	1:39.741	275	8	23.493	28.706	19.016	28.930	1:40.145	272
3	23.796	29.471	18.804	27.533	1:39.604	272	9	23.891	29.449	19.698	28.733	1:41.771	271
4	23.671	29.428	18.854	27.551	1:39.504	270	21 Tarbon WALKER (NSW) (15th)						
5	23.696	29.421	18.751	27.247	1:39.115	273							

Chief Timekeeper - Scott Lang

Race Director - Tom Williams



www.computime.com.au

COMPUTIME RACE TIMING SYSTEMS PTY LTD



2023

ASBK Round 1



World SBK
Phillip Island GP Circuit
24-26 February 2023



GRAND RIDGE
BREWERY
AUSTRALIAN ROUND

MICHELIN AUSTRALIAN SUPERSPORT CHAMPIONSHIP

Race 1

Date: 25/02/23
Event: R03
Weather: Mostly cloudy - Temp: 23.5C
Track: Dry - Temp: 26.5C

Started at: 10:15:42
Laps: 10
Starters: 29
Posted at: 10:49

PROVISIONAL SPLIT TIMES (by Class)

Lap	Split 1	Split 2	Split 3	Split 4	Lap Time	Spd	Lap	Split 1	Split 2	Split 3	Split 4	Lap Time	Spd
1	31.133	28.708	18.685	27.809	1:46.335	215	33 Jack FAVELLE (NSW) (18th)						
2	23.496	29.086	18.716	27.422	1:38.720	269	1	30.765	29.510	19.011	27.615	1:46.901	220
3	23.563	28.529	18.638	27.536	1:38.266	266	2	23.878	28.619	18.936	27.768	1:39.201	271
4	23.702	28.692	18.705	27.710	1:38.809	267	3	23.807	29.162	19.122	27.852	1:39.943	269
5	23.637	28.773	18.837	27.662	1:38.909	265	4	23.880	28.817	19.017	27.722	1:39.436	276
6	23.731	28.883	18.895	27.568	1:39.077	265	5	23.906	28.807	19.091	27.723	1:39.527	267
7	23.922	29.558	19.296	27.865	1:40.641	265	6	23.805	28.658	18.966	27.738	1:39.167	267
8	24.341	29.257	19.907	29.871	1:43.376	264	7	23.937	29.324	19.212	27.944	1:40.417	267
9	24.703	29.830	20.246	29.007	1:43.786	261	8	24.112	28.918	19.550	29.620	1:42.200	268
							9	24.008	29.660	20.017	28.772	1:42.457	271
22 Brian BOLSTER (NSW) (NC)							36 Cori BOURNE (VIC) (NC)						
1	34.710	31.997	20.771	30.129	1:57.607	184	1	33.386	32.279	21.014	29.848	1:56.527	197
2	26.211	31.989	20.610	29.825	1:48.635	222	2	25.870	32.032	21.032	29.652	1:48.586	235
3	26.004	32.280	20.596	29.976	1:48.856	222	3	25.981	31.942	21.034	29.793	1:48.750	233
4	25.947	31.914	21.009	29.882	1:48.752	219	4	26.121	31.804	20.992	29.545	1:48.462	232
5	25.999	32.124	21.008	30.142	1:49.273	219	5	25.881	31.645	21.002	29.500	1:48.028	232
26 Sean CONDON (NSW) (10th)							39 Scott NICHOLSON (VIC) (5th)						
1	29.864	29.451	18.540	27.282	1:45.137	206	1	30.129	28.542	18.753	26.996	1:44.420	211
2	23.515	28.985	18.575	27.347	1:38.422	278	2	23.154	28.571	18.634	27.057	1:37.416	273
3	23.106	28.131	18.692	27.162	1:37.091	278	3	23.436	28.624	18.649	27.320	1:38.029	275
4	23.312	28.273	18.714	27.135	1:37.434	277	4	23.157	28.353	18.604	26.891	1:37.005	274
5	23.144	28.218	18.732	27.064	1:37.158	275	5	23.110	28.539	18.511	26.913	1:37.073	276
6	23.244	28.265	18.553	26.954	1:37.016	271	6	23.027	28.138	18.568	26.806	1:36.539	275
7	23.370	28.480	18.494	26.964	1:37.308	270	7	23.088	28.593	18.598	27.060	1:37.339	275
8	23.183	28.127	18.645	28.869	1:38.824	270	8	23.299	28.264	18.653	28.682	1:38.898	275
9	23.951	28.558	20.007	28.939	1:41.455	271	9	23.805	28.759	20.035	28.821	1:41.420	265
29 Harrison VOIGHT (QLD) (1st)							42 Jack PASSFIELD (NSW) (3rd)						
1	28.450	27.617	18.206	26.622	1:40.895	203	1	28.891	28.200	18.515	27.153	1:42.759	203
2	22.728	27.586	18.127	26.538	1:34.979	267	2	23.083	28.053	18.745	27.030	1:36.911	277
3	22.911	27.664	18.322	26.668	1:35.565	267	3	23.423	28.291	18.500	27.089	1:37.303	269
4	22.783	27.740	18.179	26.607	1:35.309	267	4	23.113	28.545	18.350	26.832	1:36.840	276
5	22.744	27.633	18.151	26.562	1:35.090	269	5	23.145	28.403	18.386	26.835	1:36.769	271
6	22.787	27.717	18.227	26.555	1:35.286	269	6	22.961	28.015	18.442	26.794	1:36.212	271
7	22.897	27.782	18.321	26.797	1:35.797	269	7	23.177	28.235	18.479	26.966	1:36.857	269
8	22.883	27.800	18.411	27.230	1:36.324	269	8	23.311	28.245	18.708	28.016	1:38.280	268
9	22.967	27.815	18.942	27.536	1:37.260	269	9	23.350	28.418	20.020	29.229	1:41.017	265
10	23.288	28.609	19.187	27.970	1:39.054	269							

Chief Timekeeper - Scott Lang

Race Director - Tom Williams



www.computime.com.au
COMPUTIME RACE TIMING SYSTEMS PTY LTD



2023

ASBK Round 1



World SBK
Phillip Island GP Circuit
24-26 February 2023



GRAND RIDGE
BREWERY
AUSTRALIAN ROUND

MICHELIN AUSTRALIAN SUPERSPORT CHAMPIONSHIP

Race 1

Date: 25/02/23
Event: R03
Weather: Mostly cloudy - Temp: 23.5C
Track: Dry - Temp: 26.5C

Started at: 10:15:42
Laps: 10
Starters: 29
Posted at: 10:49

PROVISIONAL SPLIT TIMES (by Class)

Lap	Split 1	Split 2	Split 3	Split 4	Lap Time	Spd	Lap	Split 1	Split 2	Split 3	Split 4	Lap Time	Spd
44 Tom BRAMICH (VIC) (2nd)							6	23.784	28.949	19.217	27.274	1:39.224	272
1	29.424	28.095	18.552	27.084	1:43.155	207	7	23.591	29.366	19.119	27.926	1:40.002	265
2	23.129	28.017	18.466	27.090	1:36.702	281	8	23.785	28.968	19.480	29.069	1:41.302	263
3	23.122	28.232	18.507	26.881	1:36.742	281	9	24.403	29.463	20.322	28.759	1:42.947	262
4	23.205	28.271	18.426	26.987	1:36.889	272	66 Mitch SIMPSON (SA) (22th)						
5	23.087	28.113	18.410	26.912	1:36.522	272	1	32.351	29.994	19.391	28.452	1:50.188	214
6	23.101	28.005	18.463	26.747	1:36.316	270	2	24.155	29.365	19.212	28.169	1:40.901	276
7	22.955	28.045	18.387	26.819	1:36.206	272	3	24.338	29.699	19.323	28.300	1:41.660	271
8	22.910	28.014	18.473	28.201	1:37.598	273	4	24.191	29.996	19.434	27.990	1:41.611	272
9	23.075	28.140	19.430	29.086	1:39.731	271	5	24.389	29.850	19.265	27.885	1:41.389	271
45 Oily SIMPSON (SA) (4th)							6	24.366	29.476	19.289	27.956	1:41.087	271
1	28.805	28.033	18.637	27.161	1:42.636	206	7	24.258	29.547	19.362	28.350	1:41.517	272
2	23.098	28.327	18.444	27.112	1:36.981	272	8	24.372	29.477	20.132	31.323	1:45.304	271
3	23.167	28.265	18.574	27.263	1:37.269	272	9	25.481	30.741	20.512	30.398	1:47.132	257
4	23.104	28.283	18.404	26.913	1:36.704	276	72 Ben BAKER (NSW) (NC)						
5	23.194	28.241	18.491	26.873	1:36.799	269	1	31.389	31.506	18.967	27.656	1:49.518	213
6	23.031	28.384	18.455	26.943	1:36.813	276	2	23.513	28.729	18.743	27.554	1:38.539	278
7	23.167	28.317	18.417	27.334	1:37.235	277	3	23.521	28.863	18.703	27.564	1:38.651	278
8	23.182	28.472	18.758	28.784	1:39.196	276	4	23.752	29.352	18.893	27.626	1:39.623	279
9	23.583	28.622	19.783	29.269	1:41.257	273	85 Ty LYNCH (SA) (8th)						
49 Jake FARNSWORTH (NSW) (9th)							1	30.262	29.881	18.326	26.864	1:45.333	209
1	30.507	28.467	18.576	26.918	1:44.468	206	2	23.567	28.291	18.691	26.729	1:37.278	280
2	23.182	28.332	18.569	27.177	1:37.260	273	3	23.061	28.330	18.576	26.867	1:36.834	269
3	23.098	28.008	18.578	27.055	1:36.739	279	4	22.985	28.711	18.386	26.821	1:36.903	276
4	23.444	28.202	18.651	27.081	1:37.378	262	5	23.215	28.637	18.722	27.181	1:37.755	276
5	23.292	28.872	18.758	26.778	1:37.700	267	6	22.978	28.318	18.493	26.880	1:36.669	271
6	22.968	28.255	18.602	26.938	1:36.763	281	7	23.129	28.672	18.458	27.132	1:37.391	272
7	23.101	28.236	18.710	27.179	1:37.226	275	8	23.168	28.616	18.795	28.852	1:39.431	272
8	23.455	28.609	18.871	29.044	1:39.979	271	9	23.441	29.218	20.393	28.867	1:41.919	271
9	23.440	29.065	20.758	29.016	1:42.279	272	86 Dallas SKEER (VIC) (7th)						
54 Brendan WILSON (VIC) (17th)							1	30.454	29.112	18.470	27.203	1:45.239	208
1	31.459	29.873	19.081	27.524	1:47.937	212	2	23.152	28.298	18.413	26.925	1:36.788	282
2	23.635	29.411	18.975	27.448	1:39.469	271	3	23.301	28.225	18.410	27.179	1:37.115	279
3	23.440	29.022	18.990	27.516	1:38.968	269	4	23.125	28.669	18.446	26.900	1:37.140	273
4	23.968	29.173	18.898	27.319	1:39.358	271	5	23.155	28.313	18.527	26.937	1:36.932	276
5	23.886	29.424	18.916	27.477	1:39.703	269							

Chief Timekeeper - Scott Lang

Race Director - Tom Williams



www.computime.com.au
COMPUTIME RACE TIMING SYSTEMS PTY LTD



2023

ASBK Round 1



World SBK
Phillip Island GP Circuit
24-26 February 2023



GRAND RIDGE
BREWERY
AUSTRALIAN ROUND

MICHELIN AUSTRALIAN SUPERSPORT CHAMPIONSHIP

Race 1

Date: 25/02/23
Event: R03
Weather: Mostly cloudy - Temp: 23.5C
Track: Dry - Temp: 26.5C

Started at: 10:15:42
Laps: 10
Starters: 29
Posted at: 10:49

PROVISIONAL SPLIT TIMES (by Class)

Lap	Split 1	Split 2	Split 3	Split 4	Lap Time	Spd	Lap	Split 1	Split 2	Split 3	Split 4	Lap Time	Spd
6	22.970	28.349	18.410	26.997	1:36.726	273	9	26.432	30.888	21.123	30.484	1:48.927	264
7	23.384	28.555	18.526	27.160	1:37.625	274							
8	23.083	28.149	18.699	29.575	1:39.506	275							
9	23.553	29.230	20.493	29.126	1:42.402	269							
88 Luke SANDERS (VIC) (12th)													
1	30.000	28.776	18.778	27.490	1:45.044	213	1	31.830	30.121	19.208	27.577	1:48.736	213
2	23.511	28.505	18.825	27.155	1:37.996	272	2	24.421	28.875	18.891	27.584	1:39.771	263
3	23.269	28.214	18.785	27.217	1:37.485	275	3	24.076	28.907	18.896	27.853	1:39.732	263
4	23.312	28.279	18.648	27.145	1:37.384	273	4	24.150	28.752	18.964	27.476	1:39.342	263
5	23.207	28.283	18.979	27.073	1:37.542	274	5	24.228	29.114	19.086	27.825	1:40.253	259
6	23.186	28.425	18.629	27.115	1:37.355	276	6	24.118	29.029	19.161	27.927	1:40.235	264
7	23.142	28.429	18.636	27.072	1:37.279	276	7	24.466	30.603	19.787	28.987	1:43.843	264
8	23.259	28.420	18.992	28.429	1:39.100	276	8	25.226	31.052	20.204	31.958	1:48.440	260
9	23.728	29.057	19.654	28.340	1:40.779	273	9	26.161	31.286	20.820	30.078	1:48.345	245
97 Peter NERLICH (VIC) (NC)													
1	34.196	32.250	21.470	30.469	1:58.385	187	1	34.581	32.409	21.420	30.673	1:59.083	186
2	26.481	32.245	21.432	30.954	1:51.112	222	2	26.441	32.603	21.492	30.798	1:51.334	223
3	27.007	32.306	21.422	30.489	1:51.224	218	3	26.575	32.782	21.462	31.163	1:51.982	220
4	26.546	32.017	21.500	30.348	1:50.411	217	4	26.798	32.599	21.579	31.053	1:52.029	218
5	26.554	32.293	21.333	30.413	1:50.593	218	5	26.749	32.991	22.065	31.118	1:52.923	219
121 Reece OUGHTRED (VIC) (24th)													
1	31.224	29.426	18.945	27.291	1:46.886	214	1	30.351	28.805	18.545	27.366	1:45.067	212
2	23.405	35.812	18.801	28.130	1:46.148	272	2	23.749	28.708	18.590	27.324	1:38.371	268
3	23.631	28.884	18.953	27.785	1:39.253	272	3	23.559	28.165	18.577	27.089	1:37.390	269
4	23.748	39.046	19.029	31.442	1:53.265	269	4	23.326	28.347	18.649	27.093	1:37.415	272
5	24.990	29.259	19.350	28.070	1:41.669	267	5	23.290	28.293	18.723	27.065	1:37.371	274
6	24.191	29.217	19.446	28.123	1:40.977	266	6	23.242	28.544	18.557	26.932	1:37.275	273
7	24.256	29.428	19.375	28.409	1:41.468	268	7	23.411	28.705	18.540	27.310	1:37.966	273
8	24.210	29.207	20.018	31.454	1:44.889	267	8	23.439	28.875	19.425	29.957	1:41.696	265
							9	24.895	30.623	20.410	29.464	1:45.392	259

*** RED FLAG DUE TO RAIN AFTER ALL RIDERS HAD COMPLETED 9 LAPS. RACE DECLARED AND FULL POINTS AWARDED ***

The results are provisional until the end of the time limit for protests and appeals.

Chief Timekeeper - Scott Lang

Race Director - Tom Williams



www.computime.com.au
COMPUTIME RACE TIMING SYSTEMS PTY LTD





ASBK Round 1

World SBK Phillip Island GP Circuit 24-26 February 2023



**GRAND RIDGE
BREWERY**
AUSTRALIAN ROUND

MICHELIN AUSTRALIAN SUPERSPORT CHAMPIONSHIP

Race 1

Date: 25/02/23
Event: R03
Weather: Mostly cloudy - Temp: 23.5C
Track: Dry - Temp: 26.5C

Started at: 10:15:42
Laps: 10
Starters: 29
Posted at: 10:49

PROVISIONAL FASTEST LAPS SEQUENCE (by Class)

Lap	Race Pos	No	Name	Machine	Fastest Lap	On Lap
SS class						
1	1	29	Harrison VOIGHT (QLD)	Yamaha YZF-R6	1:40.895	1
2	1	29	Harrison VOIGHT (QLD)	Yamaha YZF-R6	1:34.979	2
ST class						
1	1	36	Cori BOURNE (VIC)	Aprilia RS	1:56.527	1
2	1	36	Cori BOURNE (VIC)	Aprilia RS	1:48.586	2
4	1	36	Cori BOURNE (VIC)	Aprilia RS	1:48.462	4
5	1	36	Cori BOURNE (VIC)	Aprilia RS	1:48.028	5

*** RED FLAG DUE TO RAIN AFTER ALL RIDERS HAD COMPLETED 9 LAPS. RACE DECLARED AND FULL POINTS AWARDED ***

The results are provisional until the end of the time limit for protests and appeals.

Scott Lang
.....
Chief Timekeeper - Scott Lang

Tom Williams
.....
Race Director - Tom Williams



www.computime.com.au
COMPUTIME RACE TIMING SYSTEMS PTY LTD



2023

ASBK Round 1



World SBK
Phillip Island GP Circuit
24-26 February 2023



GRAND RIDGE
BREWERY
AUSTRALIAN ROUND

MICHELIN AUSTRALIAN SUPERSPORT CHAMPIONSHIP

Date: 25/02/23
Event: R03
Weather: Mostly cloudy - Temp: 23.5C
Track: Dry - Temp: 26.5C

Race 1

Started at: 10:15:42
Laps: 10
Starters: 29
Posted at: 10:49

PROVISIONAL LAP SHEET (by Class)

No	Lap Time	Gap	No	Lap Time	Gap	No	Lap Time	Gap	No	Lap Time	Gap	No	Lap Time	Gap
Lap 1			Lap 2			Lap 3			Lap 4			Lap 5		
29	1:40.895		29	1:34.979		29	1:35.565		29	1:35.309		29	1:35.090	
45	1:42.636	1.741	45	1:36.981	3.743	44	1:36.742	5.160	44	1:36.889	6.740	44	1:36.522	8.172
42	1:42.759	1.864	42	1:36.911	3.796	45	1:37.269	5.447	45	1:36.704	6.842	45	1:36.799	8.551
3	1:42.851	1.956	44	1:36.702	3.983	42	1:37.303	5.534	42	1:36.840	7.065	42	1:36.769	8.744
44	1:43.155	2.260	1	1:37.626	5.313	49	1:36.739	7.028	49	1:37.378	9.097	3	1:36.555	10.605
1	1:43.561	2.666	3	1:38.761	5.738	1	1:37.307	7.055	3	1:36.610	9.140	86	1:36.932	11.376
39	1:44.420	3.525	49	1:37.260	5.854	86	1:37.115	7.703	1	1:37.623	9.369	1	1:37.307	11.586
49	1:44.468	3.573	39	1:37.416	5.962	3	1:37.666	7.839	86	1:37.140	9.534	49	1:37.700	11.707
88	1:45.044	4.149	86	1:36.788	6.153	85	1:36.834	8.006	85	1:36.903	9.600	39	1:37.073	12.105
279	1:45.067	4.172	85	1:37.278	6.737	39	1:38.029	8.426	39	1:37.005	10.122	85	1:37.755	12.265
26	1:45.137	4.242	88	1:37.996	7.166	88	1:37.485	9.086	88	1:37.384	11.161	26	1:37.158	13.404
86	1:45.239	4.344	279	1:38.371	7.564	26	1:37.091	9.211	26	1:37.434	11.336	88	1:37.542	13.613
85	1:45.333	4.438	26	1:38.422	7.685	279	1:37.390	9.389	279	1:37.415	11.495	279	1:37.371	13.776
21	1:46.335	5.440	21	1:38.720	9.181	21	1:38.266	11.882	21	1:38.809	15.382	21	1:38.909	19.201
121	1:46.886	5.991	33	1:39.201	10.228	5	1:38.758	14.437	33	1:39.436	18.733	33	1:39.527	23.170
33	1:46.901	6.006	9	1:39.100	10.693	33	1:39.943	14.606	5	1:39.723	18.851	5	1:39.589	23.350
9	1:47.467	6.572	5	1:38.775	11.244	9	1:39.639	14.767	54	1:39.358	18.984	9	1:39.005	23.420
8	1:47.615	6.720	8	1:39.741	11.482	54	1:38.968	14.935	9	1:40.047	19.505	54	1:39.703	23.597
54	1:47.937	7.042	54	1:39.469	11.532	72	1:38.651	15.269	72	1:39.623	19.583	8	1:39.115	23.741
5	1:48.343	7.448	72	1:38.539	12.183	8	1:39.604	15.521	8	1:39.504	19.716	12	1:38.743	24.317
220	1:48.736	7.841	220	1:39.771	12.633	220	1:39.732	16.800	12	1:38.980	20.664	220	1:40.253	25.996
72	1:49.518	8.623	12	1:38.983	13.354	12	1:39.204	16.993	220	1:39.342	20.833	10	1:41.199	33.200
66	1:50.188	9.293	66	1:40.901	15.215	121	1:39.253	20.848	10	1:40.968	27.091	66	1:41.389	33.911
12	1:50.245	9.350	10	1:40.647	15.517	66	1:41.660	21.310	66	1:41.611	27.612	121	1:41.669	45.383
10	1:50.744	9.849	121	1:46.148	17.160	10	1:41.480	21.432	121	1:53.265	38.804	36	1:48.028	1:08.51
36	1:56.527	15.632	36	1:48.586	29.239	36	1:48.750	42.424	36	1:48.462	55.577	22	1:49.273	1:11.28
22	1:57.607	16.712	22	1:48.635	30.368	22	1:48.856	43.659	22	1:48.752	57.102	97	1:50.593	1:19.88
97	1:58.385	17.490	97	1:51.112	33.623	97	1:51.224	49.282	97	1:50.411	1:04.38	226	1:52.923	1:25.51
226	1:59.083	18.188	226	1:51.334	34.543	226	1:51.982	50.960	226	1:52.029	1:07.68			

Scott Lang
Chief Timekeeper - Scott Lang

Tom Williams
Race Director - Tom Williams



MICHELIN AUSTRALIAN SUPERSPORT CHAMPIONSHIP

Race 1

Date: 25/02/23
 Event: R03
 Weather: Mostly cloudy - Temp: 23.5C
 Track: Dry - Temp: 26.5C

Started at: 10:15:42
 Laps: 10
 Starters: 29
 Posted at: 10:49

PROVISIONAL LAP SHEET (by Class)

No	Lap Time	Gap	No	Lap Time	Gap	No	Lap Time	Gap	No	Lap Time	Gap
Lap 6			3	1:37.200	13.619	1	1:40.470	19.102	21	1:43.786	41.414
29	1:35.286		49	1:37.226	14.613	26	1:38.824	19.145	8	1:41.111	41.459
44	1:36.316	9.202	86	1:37.625	14.644	88	1:39.100	19.940	54	1:42.947	42.405
42	1:36.212	9.670	39	1:37.339	14.900	279	1:41.696	23.306	33	1:42.457	42.744
45	1:36.813	10.078	1	1:37.358	14.956	21	1:43.376	34.888	5	1:44.221	47.492
3	1:36.897	12.216	85	1:37.391	15.242	54	1:41.302	36.718	9	1:48.807	54.473
86	1:36.726	12.816	26	1:37.308	16.645	12	1:40.145	36.828	220	1:48.345	1:02.19
49	1:36.763	13.184	88	1:37.279	17.164	33	1:42.200	37.547	66	1:47.132	1:04.28
39	1:36.539	13.358	279	1:37.966	17.934	8	1:41.002	37.608	10	1:53.320	1:13.25
1	1:37.095	13.395	21	1:40.641	27.836	5	1:42.461	40.531	121	1:48.927	1:16.97
85	1:36.669	13.648	33	1:40.417	31.671	9	1:44.895	42.926			
26	1:37.016	15.134	54	1:40.002	31.740	220	1:48.440	51.107			
88	1:37.355	15.682	8	1:40.417	32.930	66	1:45.304	54.412			
279	1:37.275	15.765	12	1:40.168	33.007	10	1:48.034	57.193			
21	1:39.077	22.992	9	1:41.972	34.355	121	1:44.889	1:05.31			
33	1:39.167	27.051	5	1:42.002	34.394						
54	1:39.224	27.535	220	1:43.843	38.991	Lap 9					
9	1:40.046	28.180	66	1:41.517	45.432	29	1:37.260				
5	1:40.125	28.189	10	1:42.442	45.483	44	1:39.731	13.356			
8	1:39.855	28.310	121	1:41.468	56.745	42	1:41.017	16.443			
12	1:39.605	28.636				45	1:41.257	18.385			
220	1:40.235	30.945	Lap 8			39	1:41.420	21.634			
10	1:40.924	38.838	29	1:36.324		3	1:42.400	21.759			
66	1:41.087	39.712	44	1:37.598	10.885	86	1:42.402	22.968			
121	1:40.977	51.074	42	1:38.280	12.686	85	1:41.919	23.008			
			45	1:39.196	14.388	49	1:42.279	23.287			
			3	1:39.324	16.619	26	1:41.455	23.340			
			39	1:38.898	17.474	1	1:41.566	23.408			
			86	1:39.506	17.826	88	1:40.779	23.459			
			49	1:39.979	18.268	279	1:45.392	31.438			
			85	1:39.431	18.349	12	1:41.771	41.339			

*** RED FLAG DUE TO RAIN AFTER ALL RIDERS HAD COMPLETED 9 LAPS. RACE DECLARED AND FULL POINTS AWARDED ***

The results are provisional until the end of the time limit for protests and appeals.


 Chief Timekeeper - Scott Lang


 Race Director - Tom Williams



MICHELIN AUSTRALIAN SUPERSPORT CHAMPIONSHIP

Race 1

Date: 25/02/23
 Event: R03
 Weather: Mostly cloudy - Temp: 23.5C
 Track: Dry - Temp: 26.5C

Started at: 10:15:42
 Laps: 10
 Starters: 29
 Posted at: 10:49

PROVISIONAL LAP CHART (by Class)

Name	Grid	1	2	3	4	5	6	7	8	9	Name
H. VOIGHT	20	20	20	20	20	20	20	20	20	20	H. VOIGHT
T. BRAMICH	44	45	45	44	44	44	44	44	44	44	T. BRAMICH
O. SIMPSON	45	42	42	45	45	45	42	42	42	42	J. PASSFIELD
J. PASSFIELD	42	3	44	42	42	42	45	45	45	45	O. SIMPSON
D. SKEER	86	44	1	49	49	3	3	3	3	39	S. NICHOLSON
C. DUNKER	3	1	3	1	3	86	86	49	39	3	C. DUNKER
J. FARNSWORTH	49	39	49	86	1	1	49	86	86	86	D. SKEER
S. CONDON	26	49	39	3	86	49	39	39	49	85	T. LYNCH
J. LYTRAS	1	88	86	85	85	39	1	1	85	49	J. FARNSWORTH
S. NICHOLSON	39	279	85	39	39	85	85	85	1	26	S. CONDON
T. LYNCH	85	26	88	88	88	26	26	26	26	1	J. LYTRAS
L. SANDERS	88	86	279	26	26	88	88	88	88	88	L. SANDERS
H. NELSON	279	85	26	279	279	279	279	279	279	279	H. NELSON
H. FORD	8	21	21	21	21	21	21	21	21	12	L. DURNING
B. BAKER	72	121	33	5	33	33	33	33	54	21	T. WALKER
R. OUGHTRED	121	33	9	33	5	5	54	54	12	8	H. FORD
T. WALKER	21	9	5	9	54	9	9	8	33	54	B. WILSON
L. DURNING	12	8	8	54	9	54	5	12	8	33	J. FAVELLE
D. CARBERRY	220	54	54	72	72	8	8	9	5	5	J. SENIOR
B. WILSON	54	5	72	8	8	12	12	5	9	9	G. NELSON
J. FAVELLE	33	220	220	220	12	220	220	220	220	220	D. CARBERRY
G. NELSON	9	72	12	12	220	10	10	66	66	66	M. SIMPSON
J. SENIOR	5	66	66	121	10	66	66	10	10	10	N. MAHON
N. MAHON	10	12	10	66	66	121	121	121	121	121	R. OUGHTRED
M. SIMPSON	66	10	121	10	121	36					C. BOURNE
C. BOURNE	36	36	36	36	36	22					B. BOLSTER
P. NERLICH	97	22	22	22	22	97					P. NERLICH
B. BOLSTER	22	97	97	97	97	226					D. HUGHES
D. HUGHES	226	226	226	226	226						

*** RED FLAG DUE TO RAIN AFTER ALL RIDERS HAD COMPLETED 9 LAPS. RACE DECLARED AND FULL POINTS AWARDED ***

The results are provisional until the end of the time limit for protests and appeals.


 Chief Timekeeper - Scott Lang


 Race Director - Tom Williams



MICHELIN AUSTRALIAN SUPERSPORT CHAMPIONSHIP

Race 1

Date: 25/02/23
 Event: R03
 Weather: Mostly cloudy - Temp: 23.5C
 Track: Dry - Temp: 26.5C


Started at: 10:15:42
 Laps: 10
 Starters: 29
 Posted at: 10:49

PROVISIONAL BEST PARTIAL TIMES (by Class)

Pos	Split 1		Split 2		Split 3		Split 4		LAP		Ideal	Fastest
	Name	Time	Name	Time	Name	Time	Name	Time	Name	Time		
1	H. VOIGHT	22.728	H. VOIGHT	27.586	H. VOIGHT	18.127	H. VOIGHT	26.538	H. VOIGHT	1:34.979	1:34.979	
2	C. DUNKER	22.908	T. BRAMICH	28.005	J. PASSFIELD	18.350	T. LYNCH	26.729	T. BRAMICH	1:36.049	1:36.206	
3	T. BRAMICH	22.910	J. FARNSWO	28.008	T. LYNCH	18.386	T. BRAMICH	26.747	J. PASSFIELD	1:36.120	1:36.212	
4	J. PASSFIELD	22.961	J. PASSFIELD	28.015	T. BRAMICH	18.387	J. FARNSWO	26.778	J. FARNSWO	1:36.323	1:36.739	
5	J. FARNSWO	22.968	S. CONDON	28.127	O. SIMPSON	18.404	J. PASSFIELD	26.794	T. LYNCH	1:36.384	1:36.669	
6	D. SKEER	22.970	S. NICHOLSO	28.138	C. DUNKER	18.407	S. NICHOLSO	26.806	D. SKEER	1:36.429	1:36.726	
7	T. LYNCH	22.978	D. SKEER	28.149	D. SKEER	18.410	J. LYTRAS	26.854	S. NICHOLSO	1:36.482	1:36.539	
8	S. NICHOLSO	23.027	H. NELSON	28.165	S. CONDON	18.494	O. SIMPSON	26.873	C. DUNKER	1:36.510	1:36.555	
9	O. SIMPSON	23.031	L. SANDERS	28.214	S. NICHOLSO	18.511	D. SKEER	26.900	O. SIMPSON	1:36.549	1:36.704	
10	S. CONDON	23.106	O. SIMPSON	28.241	J. LYTRAS	18.534	H. NELSON	26.932	S. CONDON	1:36.681	1:37.016	
11	L. SANDERS	23.142	C. DUNKER	28.262	H. NELSON	18.540	C. DUNKER	26.933	J. LYTRAS	1:36.802	1:37.095	
12	J. LYTRAS	23.152	J. LYTRAS	28.262	H. FORD	18.568	S. CONDON	26.954	H. NELSON	1:36.879	1:37.275	
13	H. NELSON	23.242	T. LYNCH	28.291	J. FARNSWO	18.569	L. SANDERS	27.072	L. SANDERS	1:37.057	1:37.279	
14	R. OUGHTRE	23.405	T. WALKER	28.529	L. SANDERS	18.629	H. FORD	27.247	T. WALKER	1:38.085	1:38.266	
15	B. WILSON	23.440	J. FAVELLE	28.619	T. WALKER	18.638	B. WILSON	27.274	L. DURNING	1:38.440	1:38.743	
16	J. SENIOR	23.452	L. DURNING	28.663	B. BAKER	18.703	T. WALKER	27.422	B. BAKER	1:38.499	1:38.539	
17	L. DURNING	23.493	J. SENIOR	28.691	R. OUGHTRE	18.801	L. DURNING	27.432	B. WILSON	1:38.561	1:38.968	
18	T. WALKER	23.496	B. BAKER	28.729	G. NELSON	18.834	D. CARBERRY	27.476	H. FORD	1:38.637	1:39.115	
19	B. BAKER	23.513	D. CARBERRY	28.752	L. DURNING	18.852	G. NELSON	27.528	J. SENIOR	1:38.661	1:38.758	
20	H. FORD	23.671	R. OUGHTRE	28.884	D. CARBERRY	18.891	J. SENIOR	27.552	R. OUGHTRE	1:38.875	1:39.253	
21	G. NELSON	23.672	G. NELSON	28.898	B. WILSON	18.898	B. BAKER	27.554	G. NELSON	1:38.932	1:39.005	
22	J. FAVELLE	23.805	B. WILSON	28.949	J. FAVELLE	18.936	J. FAVELLE	27.722	J. FAVELLE	1:39.082	1:39.167	
23	D. CARBERRY	24.076	H. FORD	29.151	J. SENIOR	18.966	N. MAHON	27.739	D. CARBERRY	1:39.195	1:39.342	
24	N. MAHON	24.077	M. SIMPSON	29.365	M. SIMPSON	19.212	R. OUGHTRE	27.785	N. MAHON	1:40.495	1:40.647	
25	M. SIMPSON	24.155	N. MAHON	29.405	N. MAHON	19.274	M. SIMPSON	27.885	M. SIMPSON	1:40.617	1:40.901	
26	C. BOURNE	25.870	C. BOURNE	31.645	B. BOLSTER	20.596	C. BOURNE	29.500	C. BOURNE	1:48.007	1:48.028	
27	B. BOLSTER	25.947	B. BOLSTER	31.914	C. BOURNE	20.992	B. BOLSTER	29.825	B. BOLSTER	1:48.282	1:48.635	
28	D. HUGHES	26.441	P. NERLICH	32.017	P. NERLICH	21.333	P. NERLICH	30.348	P. NERLICH	1:50.179	1:50.411	
29	P. NERLICH	26.481	D. HUGHES	32.599	D. HUGHES	21.462	D. HUGHES	30.798	D. HUGHES	1:51.300	1:51.334	

*** RED FLAG DUE TO RAIN AFTER ALL RIDERS HAD COMPLETED 9 LAPS. RACE DECLARED AND FULL POINTS AWARDED ***

The results are provisional until the end of the time limit for protests and appeals.


 Chief Timekeeper - Scott Lang


 Race Director - Tom Williams



AUSTRALIAN SUPERSPORT CHAMPIONSHIP
PROVISIONAL PROGRESSIVE ROUND POINTS (by Class)

AUSTRALIAN SUPERSPORT CHAMPIONSHIP

Pos	No	Name	Machine	Rnd 1 Pole	Rnd 1 Race 1	Total
1	29	Harrison VOIGHT	Yamaha YZF-R6	1	25	26
2	44	Tom BRAMICH	Yamaha		20	20
3	42	Jack PASSFIELD	Yamaha		18	18
4	45	Oily SIMPSON	Yamaha		17	17
5	39	Scott NICHOLSON	Yamaha		16	16
6	3	Cameron DUNKER	Yamaha		15	15
7	86	Dallas SKEER	Yamaha		14	14
8	85	Ty LYNCH	Yamaha		13	13
9	49	Jake FARNSWORTH	Yamaha		12	12
10	26	Sean CONDON	Yamaha		11	11
11	1	John LYTRAS	Yamaha		10	10
12	88	Luke SANDERS	Yamaha		9	9
13	279	Hayden NELSON	Yamaha		8	8
14	12	Luca DURNING	Yamaha		7	7
15	21	Tarbo WALKER	Yamaha		6	6
16	8	Hunter FORD	Kawasaki		5	5
17	54	Brendan WILSON	Yamaha		4	4
18	33	Jack FAVELLE	Honda		3	3
19	5	Jake SENIOR	Yamaha		2	2
20	9	Glenn NELSON	Yamaha		1	1

AUSTRALIAN SUPERTWINS CUP

Pos	No	Name	Machine	Rnd 1 Pole	Rnd 1 Race 1	Total
1	36	Cori BOURNE	Aprilia		25	25
2	22	Brian BOLSTER	Suzuki		20	20
3	97	Peter NERLICH	Yamaha		18	18
4	226	Dan HUGHES	Yamaha		17	17


 Chief Timekeeper - Scott Lang


 Race Director - Tom Williams




AUSTRALIAN SUPERSPORT CHAMPIONSHIP
PROVISIONAL PROGRESSIVE CHAMPIONSHIP POINTS (by Class)

AUSTRALIAN SUPERSPORT CHAMPIONSHIP

Pos	No	Name	Machine	Rnd 1 Pole	Rnd 1 Race 1	Total
1	29	Harrison VOIGHT	Yamaha YZF-R6	1	25	26
2	44	Tom BRAMICH	Yamaha		20	20
3	42	Jack PASSFIELD	Yamaha		18	18
4	45	Oily SIMPSON	Yamaha		17	17
5	39	Scott NICHOLSON	Yamaha		16	16
6	3	Cameron DUNKER	Yamaha		15	15
7	86	Dallas SKEER	Yamaha		14	14
8	85	Ty LYNCH	Yamaha		13	13
9	49	Jake FARNSWORTH	Yamaha		12	12
10	26	Sean CONDON	Yamaha		11	11
11	1	John LYTRAS	Yamaha		10	10
12	88	Luke SANDERS	Yamaha		9	9
13	279	Hayden NELSON	Yamaha		8	8
14	12	Luca DURNING	Yamaha		7	7
15	21	Tarbo WALKER	Yamaha		6	6
16	8	Hunter FORD	Kawasaki		5	5
17	54	Brendan WILSON	Yamaha		4	4
18	33	Jack FAVELLE	Honda		3	3
19	5	Jake SENIOR	Yamaha		2	2
20	9	Glenn NELSON	Yamaha		1	1

AUSTRALIAN SUPERTWINS CUP

Pos	No	Name	Machine	Rnd 1 Pole	Rnd 1 Race 1	Total
1	36	Cori BOURNE	Aprilia		25	25
2	22	Brian BOLSTER	Suzuki		20	20
3	97	Peter NERLICH	Yamaha		18	18
4	226	Dan HUGHES	Yamaha		17	17


 Chief Timekeeper - Scott Lang


 Race Director - Tom Williams





ASBK Round 1

World SBK

Phillip Island GP Circuit

24-26 February 2023



GRAND RIDGE BREWERY

AUSTRALIAN ROUND

MICHELIN AUSTRALIAN SUPERSPORT CHAMPIONSHIP

Race 1

Date: 25/02/23
Event: R03
Weather: Mostly cloudy - Temp: 23.5C
Track: Dry - Temp: 26.5C

Started at: 10:15:42
Laps: 10
Starters: 29
Posted at: 10:49

PROVISIONAL RACE INFORMATION (by Class)

Time	Description
10:05:00	SIGHTING LAP STARTED
10:08:00	PIT EXIT CLOSED
10:13:41	WARM UP LAP STARTED
10:15:42	Event Start
10:17:56	NO JUMP STARTS
10:21:11	NEW LAP RECORD
10:24:03	Rider 72 (Ben BAKER) ENTERED PITS
10:31:34	Red Flag
10:31:53	Event Finish
10:32:49	Event Declared
10:35:54	Red Flag due to rain. Race declared with full points awarded

*** RED FLAG DUE TO RAIN AFTER ALL RIDERS HAD COMPLETED 9 LAPS. RACE DECLARED AND FULL POINTS AWARDED ***

The results are provisional until the end of the time limit for protests and appeals.

Chief Timekeeper - Scott Lang

Race Director - Tom Williams



www.computime.com.au
COMPUTIME RACE TIMING SYSTEMS PTY LTD

